










New Youth – Instructions for online registration

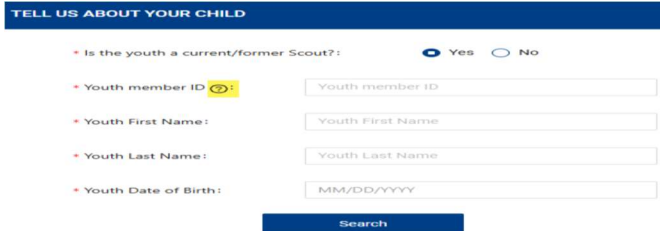
Important Note for Youth Registrations







These instructions apply **only to new youth** or those whose membership **expired more than 60 days ago** (you no longer have a current membership in The Spirit of Adventure Council).

 **Renewals** must be completed through the **parent's account** at my.scouting.org.

Complete Online Youth Application

1.  Go to BeAScout.org
2.  Enter the zip code for the location of the unit
3.  Select the program – Note: Cub Scouts is preselected
4.  Click **Find a Unit**
5.  Search for **the unit you want to join**
6.  Click **Apply Now**
7.  Select **Youth**
8.  If a youth was previously in scouting (whether in The Spirit of Adventure Council or another council) the parent must answer YES when asked if scout is a current/former scout.
 - The parents will need the youth's membership from their last registration. If they don't know the member ID they can click on question mark that is part of the line "Youth Member ID:"



9.  Log in using the parent's existing my.scouting.org login credentials. If the parent doesn't have a my.scouting.org account, then they must create one in **their name** (not the child's name).
10.  Complete the online application.
11.  Answer all required questions and review and sign the terms and conditions
 -  **Please Note:**
By signing the **Terms and Conditions**, you acknowledge and agree that **no refunds** will be issued.
12.  At the payment screen:
 - *Scout's Life Magazine (\$15) is pre-selected; you may deselect it if preferred*
 - *Youth Registration: \$85 | Council Fee: \$75| +3% Admin Fee*
13.  Complete the payment process fully to finalize the youth's registration.